









HOW TO PROMOTE YOUR OPEN SOURCE PROJECT










PREPARATION STEP



-  Make sure your project is **mature** enough
-  Choose a **cool name** for your project
-  Make your **README pretty**
-  **Highlight strong points** of your project
-  **Provide a demo** of your project
-  Install/Usage must be **super easy**
-  Create a **clean** and well **structured documentation**








SPREAD THE WORD

-  Make your project **trustable** before publishing to social networks
-  **Share** the project on social media and specialized platforms
-  **Write articles** that mention your project
-  Present your project at **conferences/meetups**
-  Record and **publish videos** presenting your project, how it works, etc
-  Choose the **best time to publish** on social media
-  **Don't spam** platforms with your promotion



ENGAGE YOUR USERS



-  Try to regularly **release new versions** of your project
-  **Maintain** your project, process opened issues
-  Invite users to **contribute**
-  **Reward** contributors
-  Open a community **chat platform**
-  Ask for **feedback**
-  Open a **use case gallery** to show what users built with your project